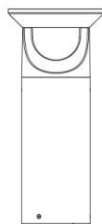




- Installation and wiring of luminaire must be in accordance with all applicable local codes.
- Installation, inspection, and maintenance of luminaires should be performed by a qualified electrician.
- DO NOT make or alter any open holes in the luminaire. Do not modify the luminaire.
- DO NOT install damaged product.
- Make sure electrical power is OFF before and during installation and maintenance.
- Make sure the equipment is properly grounded.
- Make sure the supply voltage is same as the rated fixture voltage.

Packing List		
	Base plate templates	1PC
	Screw fixing plate	1PC
	Screw M5x16	5PCS
	Screw M8	3PCS
	Nut M8	3PCS



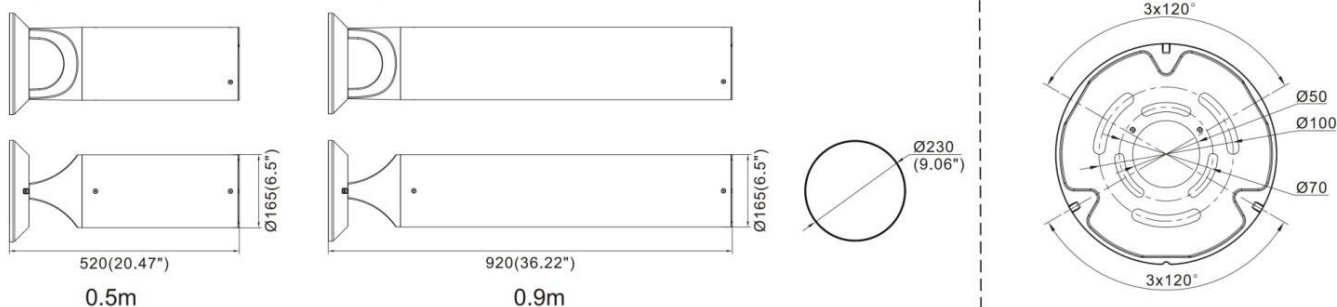
0.5m



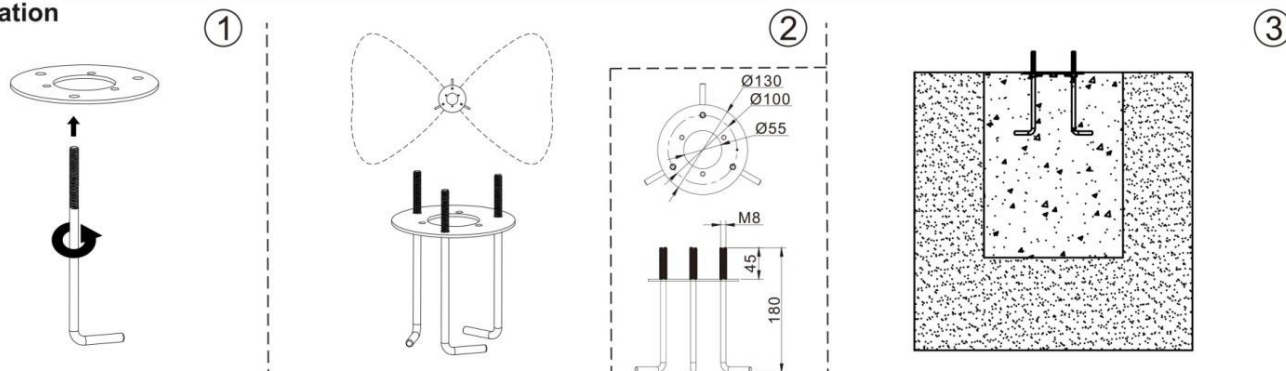
0.9m



Physical Dimensions(mm/inch)



Installation



Suggested cement column size:

